

Harvesting Guidelines



Guidelines for Harvesting Coconut Palms in South Pacific Island Countries

Content



- Harvest in Savusavu for peeling trial
- Guidelines for Harvesting Coconut Palms in South Pacific Islands Countries

Harvesting trial selections

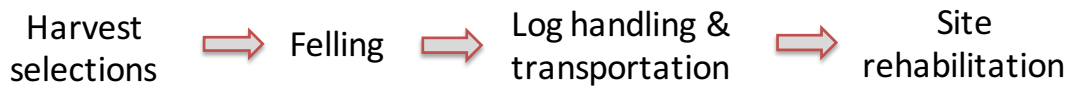


Harvest selections trail
Coconut palm harvesting trial near Savusavu, Fiji - June 2015

A total of 96 x 6 m peeler quality logs were felled.

Advanced veneer and other product from coconut wood

Harvesting trial selections



Advanced veneer and other product from coconut wood

Harvesting trial selections


Log Specifications:

- Lower diameters were measured before felling.
- Log sweep was estimated by eye before felling, then measured after felling.



Advanced veneer and other product from coconut wood

Harvesting trial selections



Log specifications:

- Lower diameter range of 29 – 35 cm
- Log sweep less than 3 cm in any 2.5 m length.
- No presence or historical evidence of termites or other pests and disease.

Advanced veneer and other product from coconut wood

Harvesting trial selections

Log recovery:

- Approximately 65% of standing palms would produce a peeler log to the required specification.
- Remaining stems were too large (mainly) or had excessive sweep (about 5%).
- Palms had to be cut at approximately 1 m above ground to avoid butt-sweep.
- Palms stems were about 35-40 m high.



Advanced veneer and other product from coconut wood

Harvesting trial selections

Log handling:

- A landing was cleared for the harvested logs at a well drained location.
- A tractor front-end loader was used to forward logs to the landing and load logs on the truck.



Advanced veneer and other product from coconut wood

Harvesting trial selections

Log supply:

Logs were forwarded to the veneer peeling mill at Labasa in northern Vanua Levu, Fiji and stacked on bearers.

To prevent degrade, they were wet daily and covered.



Advanced veneer and other product from coconut wood

2.2 Harvesting Guidelines

Guidelines for Harvesting Coconut Palms in South Pacific Islands Countries

Sections in the Guidelines include:

- LEGAL COMPLIANCE
- PRE-HARVESTING ARRANGEMENTS
- THE HARVESTING PLAN
- HARVESTING PERSONNEL
- COCONUT PALM HARVESTING OPERATIONS
- ENVIRONMENTAL PROTECTION
- RESTORATION and REHABILITATION OF THE HARVESTED AREA

Advanced veneer and other product from coconut wood

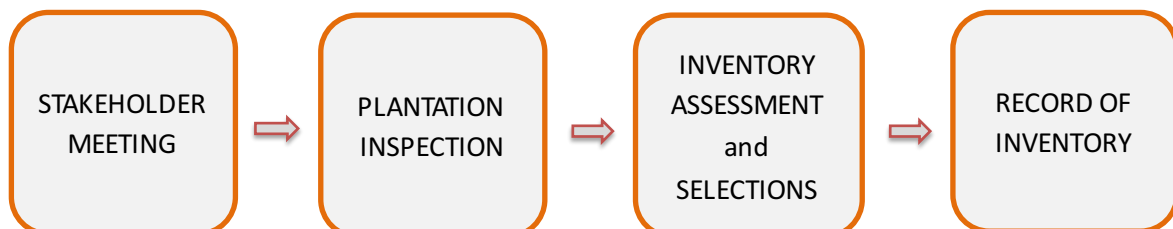
2.2 Harvesting Guidelines

Harvesting Guidelines – LEGAL COMPLIANCE

- Fiji Forest Harvesting Code of Practice 2nd Ed. (2013). Republic of Fiji Ministry of Fisheries & Forests. Suva, Viti Levu. Fiji.
- The Revised Solomon Islands Code of Logging Practice (2002). Ministry of Forests, Environment & Conservation. Honiara, Solomon Islands.
- The Samoan Code of Practice for Harvesting of Native Forest and Plantations (2001) URS FORTECH with stakeholders from Industry, Government and Landowner bodies. Prepared for the Samoan Ministry of Agriculture, Forestry, Fisheries and Meteorology.

2.2 Harvesting Guidelines

Harvesting Guidelines – PRE-HARVESTING ARRANGEMENTS

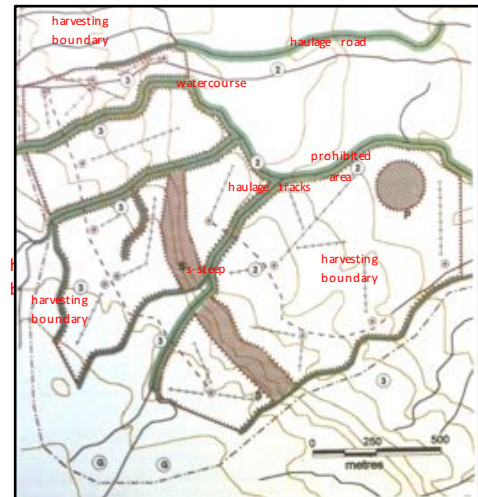


2.2 Harvesting Guidelines

Harvesting Guidelines – HARVESTING PLAN



Google Maps, Government Department maps and Geographic Information Systems software can all assist in developing the Harvesting Map.



Advanced veneer and other product from coconut wood

2.2 Harvesting Guidelines

Harvesting Guidelines - HARVESTING PERSONNEL

Harvesting guidelines include requirements for:

- Harvest Supervisor
- Fellers
- Harvest Machine Operators



Advanced veneer and other product from coconut wood

2.2 Harvesting Guidelines

Harvesting Guidelines - HARVESTING OPERATIONS



Advanced veneer and other product from coconut wood

Harvesting Guidelines detail requirements for:

- Harvesting machines and equipment
- Safety equipment
- Access roads, tracks and landings
- Felling
- Log preparation
- Log handling
- Salvaging windblown palms

2.2 Harvesting Guidelines

Harvesting Guidelines - ENVIRONMENTAL PROTECTION



Advanced veneer and other product from coconut wood

The Harvesting Guidelines recommend practices to minimise the risk of:

- Spreading pests and disease in the plantation during harvesting.
- The spread of pests and disease in log handling.
- The spread of pests and disease at the log processors.

2.2 Harvesting Guidelines

Harvesting Guidelines: RESTORATION and REHABILITATION of HARVESTED AREAS

The Stakeholders should decide future land use before harvesting options include:

- Site clearance for the replanting of coconut palms
- Site clearance for a single crop or stock pasture
- Site clearance for inter-row or multi-cropping systems



Advanced veneer and other product from coconut wood

2.2 Harvesting Guidelines

Harvesting Guidelines: RESTORATION and REHABILITATION of HARVESTED AREAS

Options for using coconut log harvesting residues have been investigated



Biochar types from coconut wood pyrolysis



Wood chipping for coconut wood compost

Advanced veneer and other product from coconut wood

2.2 Harvesting Guidelines



Barriers exist to the practical acceptance of coconut harvesting guidelines.

- Community and estate owners view their rights differently to forest owners or operators.
- These owners are used to acting independently, and this is most likely to carry over to coconut harvesting.

Questions

